

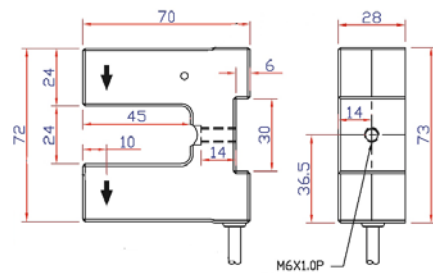
**KP-ES03 Series**

- 👍 Elevator level positioning detection.
- 👍 Equipped with 4 types of mounting methods which are suitable for various elevator positioning system.
- 👍 Structure protection reaches IEC IP67. Water proof, oil resistance, shock resistance. excellent anti severe job environment performance.
- 👍 Excellent stability with perfect anti interference: anti invert frequency, anti electric noise (high frequency florescent light), anti electromagnetic wave, anti sunlight.. etc.
- 👍 Detection distance: 24mm. offers output models: NPN NO & NC and Relay contact two types.



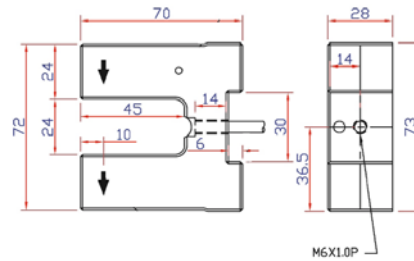
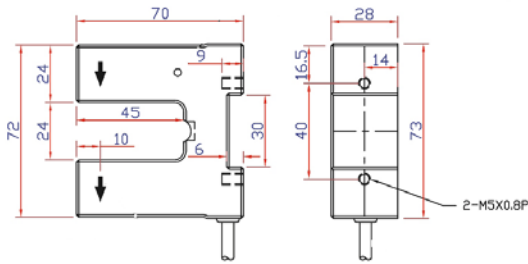
KP-ES03N

KP-ES03A

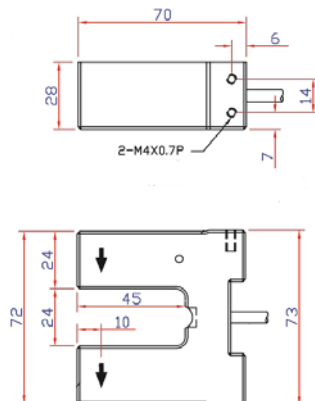


KP-ES03N-1   KP-ES03A-1

KP-ES03N-2   KP-ES03A-2



KP-ES03N-3   KP-ES03A-3



Model number	Switching output	Operating voltage	Sensing distance	Sensing method
KP-ES-03N	NPN	DC 10~30V	24mm	Through-beam
KP-ES-03N-1				
KP-ES-03N-2				
KP-ES-03N-3				
KP-ES-03A	Relay	24VAC/DC		
KP-ES-03A-1				
KP-ES-03A-2				
KP-ES-03A-3				

Item	Specifications
Control output	NPN NO & NC · Relay NO & NC
Response time	DC < 5ms · Relay ≤ 40ms
Load current	DC ≤ 200mA · Relay [ AC ≤ 250V/1A DC ≤ 30V/1A ]
Light source	Infraed LED
Operation indicator	Red LED
Circuits protection	Reversed polarity & Short circuit protection
Enclosure protection	IEC IP67
Ambient temperature & humidity range	Operating : -20 ~ 55°C / RH 35 ~85% (with no icing or condensation)
Ambient illumination	Lamplight < 3000 Lux / Sunlight < 10000 Lux
Connecting method	Pre-wired 2M Cable
Housing material	Case : PBT / Lens : Acrylic
Accessories	Screws